

TECHNICAL MANUAL SR801RT

Rev. B





1. Remove components from Carry Bag.



2. Place Stanchions as shown (Note: Stretcher Clamps atop, Stanchions should face inboard).



3. Insert Axle into Stanchions to groove on Axle and secure (Note: Axle is inserted into 3/4" hole.)



4. Insert Kickstands into 3/4" hole located at bottom of stanchions directly over axle until engaged by stainless steel ball plunger (Approx. 1").



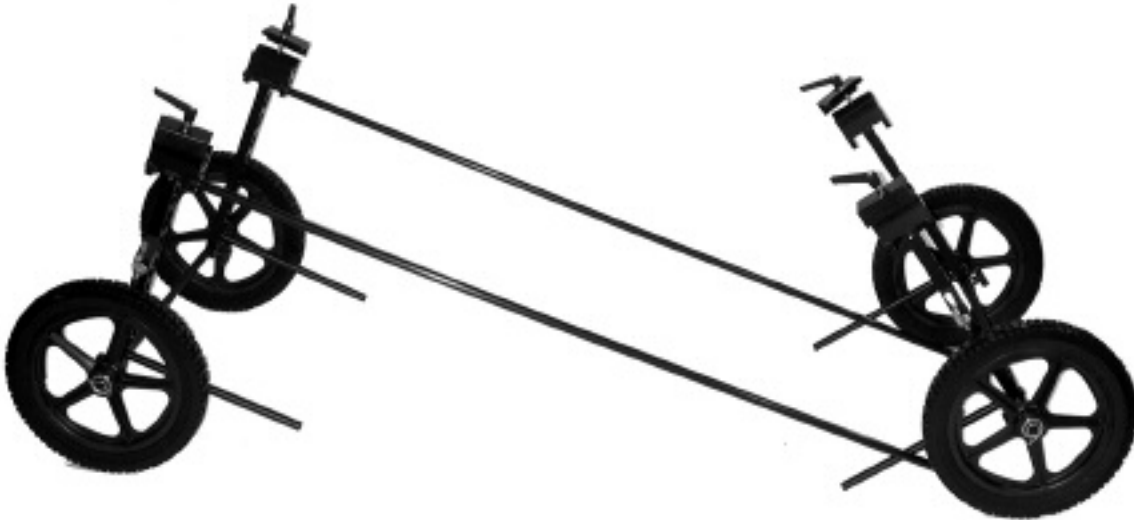
5. Install wheels onto Axle and insert Rue Pins to secure. To install Rue Pins push into hole at end of Axle and they will snap secure. To remove Rue Pins Lift end of pin which has slight bend and pull. To lock Rue Pin in place activate optional manual lock as illustrated.

6. Wheel assembly is now complete; repeat steps 2 thru 5 again for second wheel assembly.






7. Remove Tie Rods and Support Tubes from Their respective storage bags.



8. Assemble Tie Rod (3/4" male to female and insert into the 3/4" hole located at the top of the stanchion until engaged by stainless steel ball plunger (Approx. 3"). (NOTE: Use hole C). Insert the second Tie Rod like the first.




9. Insert Tie Rods into remaining wheel assembly and install Rue Pins to secure (see figure 5 detail on how to secure Rue Pins).




10. Assemble Support tubes (1-1/2") by inserting short 1-1/4" tube into 1-1/2" tubes until stainless steel snap buttons pop into holes in 1-1/2" tubing (Note: to adjust handle depress stainless steel button and slide handle outward until button snaps secure).




11. Prior to placing Support Tubes into Clamp Assembly atop Stanchion slide top of Clamp back (left). Once Support Tubes have been placed into the bottom of clamp place top of Clamp over Support Tube (right).



12. Place Support Tubes into clamps atop of Wheel Assembly. Repeat this procedure for the other side.




13 Take Cross Members and slide onto Support Tubes (Note: Support Tube are inserted in outer holes in Cross Members).



14. Secure Support Tubes to Clamps atop stanchions by tightening lever atop clamps (Note: To position lever after tightening merely lift lever while depressing stainless steel button. This will allow user to position lever wherever he chooses).



15. Slide Kickstands into Stanchions until they lock secure (half way).



16. SR801RT is now assembled and ready to receive stretcher.



17. SR801RT shown with Raven Stretcher.



18. SR801RT Brake detail. To activate Break press down as illustrated above.

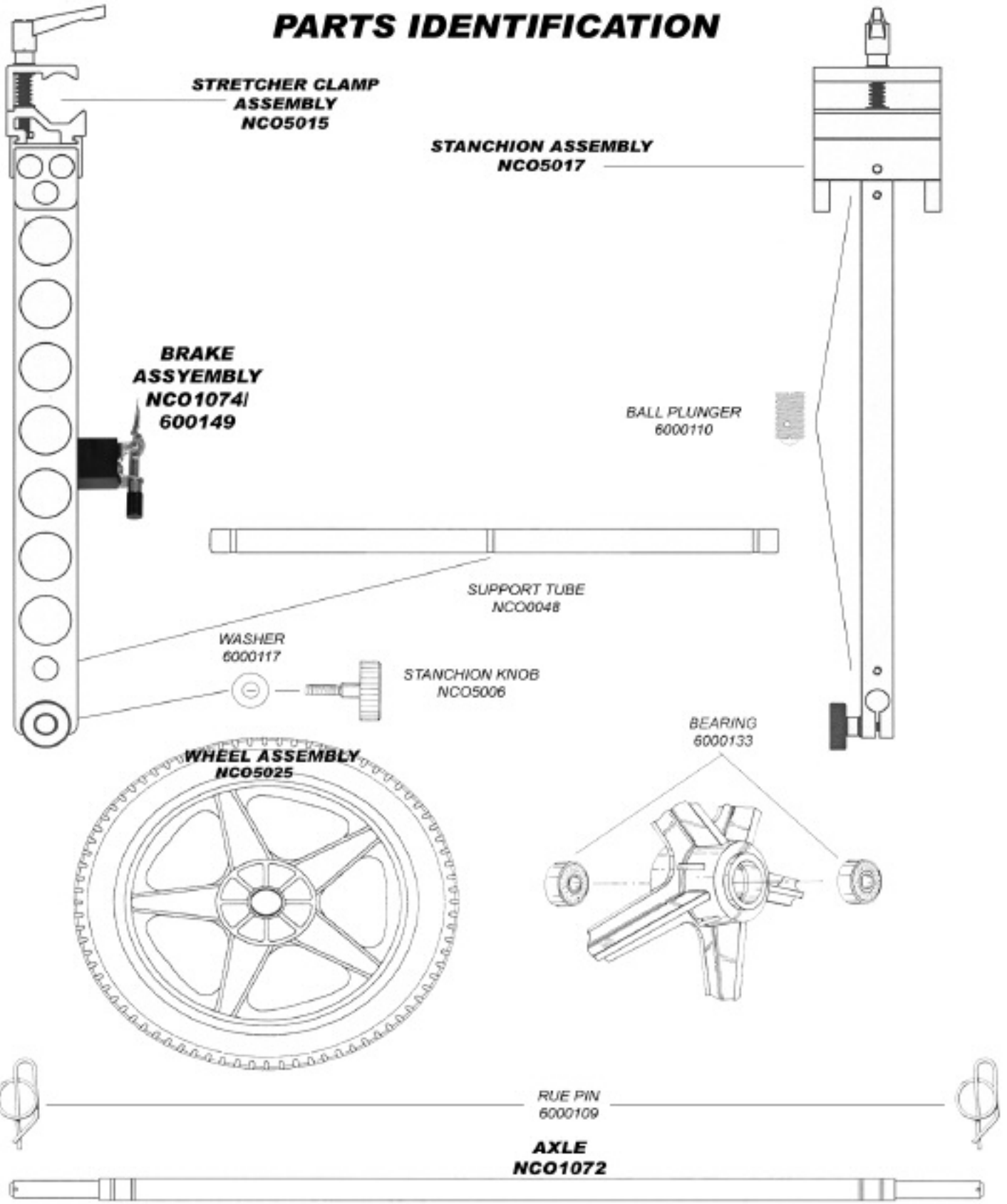
PRODUCT SPECIFICATIONS

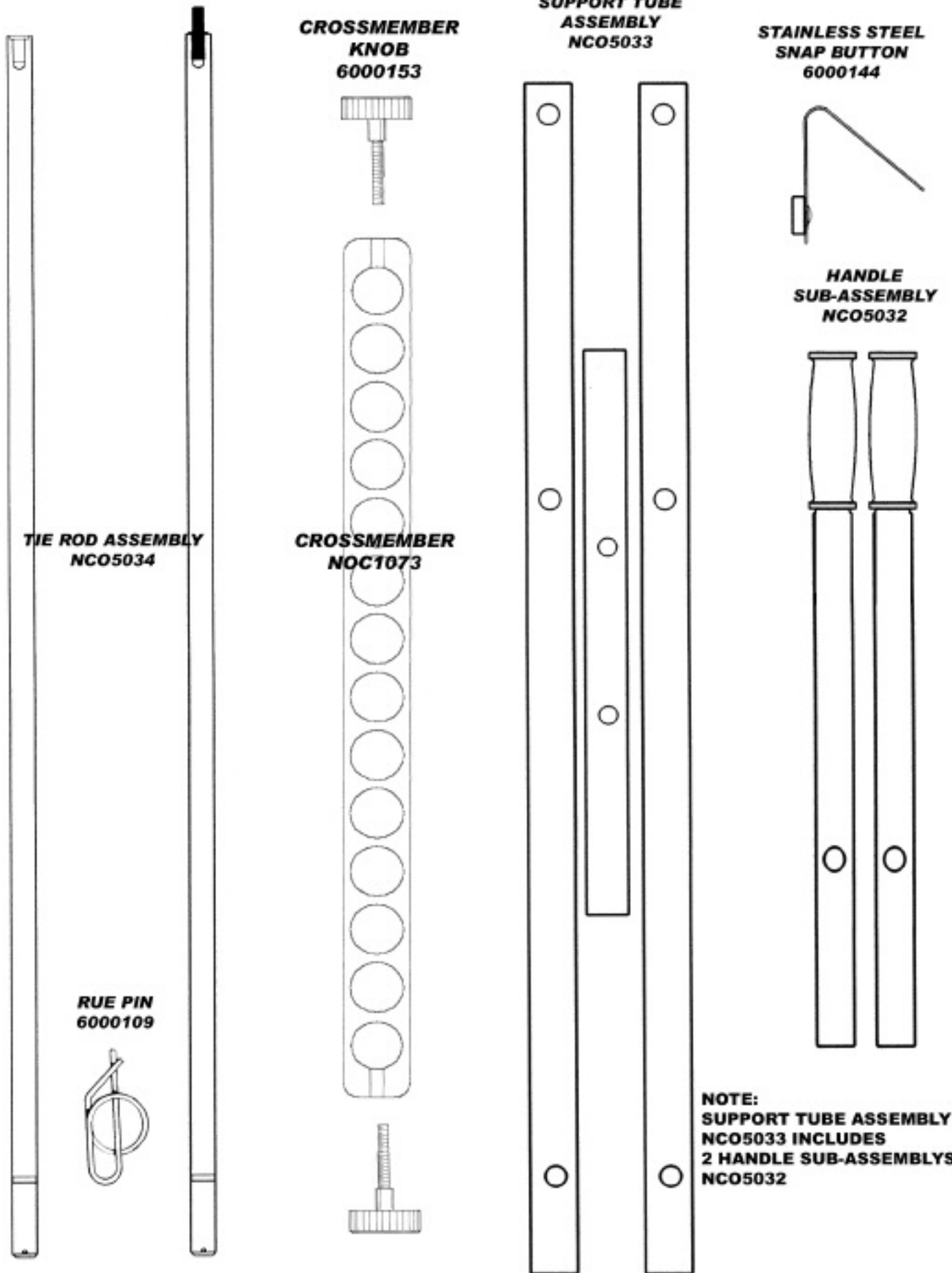
Model :	SR801RT	Fabric :	N/A			
Weight :	26 Pounds	Components :	Stainless Steel			
Capacity :	500 .lbs tandem axle					
Frame :	6061-T6 Aluminum					
Chassis :	6061-T6 Aluminum			Height	Width	Length
Wheels :	Fiberglass Reinforced Nylon	Collapsed Bagged :		5"	25"	40"
Tires :	16" X 2" Micro-cellular Urethane	Assembled / Overall :		27"	31"	16"
Bearings :	Sealed 440 Stainless Steel	Transport :		N/A	N/A	N/A
Finish :	Black Anodized	Stretcher :		27"	22"	72"

PARTS LIST

PART #	QTY	DESCRIPTION	MATERIAL
NCO5017	4	STANCHION ASSEMBLY	6061-T6 ALUMINUM
6000110	8	BALL PLUNGER	STAINLESS STEEL
6000117	4	WASHER	STAINLESS STEEL
NCO5006	4	STANCHION KNOB	POLYMER
NCO0048	4	SUPPORT TUBE	6061-T6 ALUMINUM
6000149	2	DESTACO BRAKE	STAINLESS STEEL
NCO5015	4	STRETCHER CLAMP ASSEMBLY	6061-T6 ALUMINUM
6000111	8	CAP SCREW	STAINLESS STEEL
6000112	8	LOCK WASHER	STAINLESS STEEL
NCO5034	2	TIE ROD ASSEMBLY	6061-T6 ALUMINUM
6000109	4	RUE PIN	STAINLESS STEEL
NCO1073	2	CROSSMEMBER ASSEMBLY	6061-T6 ALUMINUM
NCO5033	2	SUPPORT TUBE ASSEMBLY	6061-T6 ALUMINUM
6000144	4	SNAP BUTTON	STAINLESS STEEL
NCO5032	1	HANDLE SUB-ASSEMBLY	6061-T6 ALUMINUM/NYLON
6000144	2	SNAP BUTTON	STAINLESS STEEL
NCO1072	2	AXLE	6061-T6 ALUMINUM
6000109	4	RUE PIN	STAINLESS STEEL
NCO5025	4	WHEEL ASSEMBLY	NYLON
6000133	8	BEARING	STAINLESS STEEL
6000134	4	TIRE	URETHANE
		CANVAS COMPONENTS	
2044810	1	BAG-CARRY	1000 DENIER NYLON

PARTS IDENTIFICATION





LIMITED WARRANTY

Charlie's Horse, a product of North Coast Outfitters Ltd., warrants each new Charlie's Horse according to the following terms.

This warranty extends for the lifetime of Charlie's Horse as long as the original retail purchaser owns it. This warranty extends to the original retail purchaser only and commences on the date of original retail purchase. Accordingly, this warranty is not transferable to any subsequent purchasers.

Any part of Charlie's Horse manufactured or supplied by North Coast Outfitters Ltd. and found in the reasonable judgment of North Coast Outfitters Ltd. to be defective in material or workmanship will be repaired or replaced by North Coast without charge for parts or labor.

Charlie's Horse including any defective part must be returned to North Coast Outfitters Ltd. The owner will pay for the expense of returning Charlie's Horse to North Coast Outfitters, Ltd. and the expense of returning it back to the owner after repair or replacement. North Coast Outfitters Ltd. responsibility in respect to warranty claims is limited to making the required repairs or replacements within 60 days, and no claim of breach of warranty shall be cause for cancellation or rescission of the contract of sale of any Charlie's Horse.

Proof of purchase will be required by North Coast Outfitters Ltd. to substantiate any warranty claim. North Coast Outfitters Ltd must perform all warranty work.

If Charlie's Horse is used commercially for such purposes as rental or other income-producing activities, then this warranty is limited to one (1) year from the date of original retail purchase. Military use is considered commercial use.

This warranty does not cover any Charlie's Horse that has been subject to misuse, neglect, negligence, or accident, or that has been operated in any way contrary to the operating instructions. The warranty does not apply to any damage to Charlie's Horse that is the result of improper maintenance or to any parts that have not been assembled or installed as specified in assembly instructions. The warranty does not cover any Charlie's Horse that has been altered or modified so as to adversely affect the product's operation, performance or durability, or that has been altered or modified to change its intended use. In addition, the warranty does not extend to repairs made necessary by normal wear, or by the use of parts or accessories which are either incompatible with Charlie's Horse or adversely affects its operation, performance or durability.

North Coast Outfitter's Ltd. reserves the right to change or improve the design of any Charlie's Horse without assuming any obligation to modify any Charlie's Horse previously manufactured.

ALL IMPLIED WARRANTIES ARE LIMITED IN DURATION TO ONE (1) YEAR FROM DATE OF PURCHASE. ALL IMPLIED WARRANTIES, INCLUDING MERCHANTABILITY, AND FITNESS FOR A PARTICULAR PURPOSE, OR OTHERWISE, ARE DISCLAIMED IN THEIR ENTIRETY AFTER ONE YEAR. THERE ARE NO WARRANTIES, WHICH EXTEND BEYOND THE DESCRIPTION ON THE FACE HEREOF.

NORTH COAST OUTFITTERS LTD. OBLIGATION UNDER THIS WARRANTY IS STRICTLY AND EXCLUSIVELY LIMITED TO THE REPAIR OR REPLACEMENT OF DEFECTIVE PARTS AND NORTH COAST OUTFITTERS, LTD. DOES NOT ASSUME OR AUTHORIZE ANYONE TO ASSUME FOR THEM ANY OTHER OBLIGATION.

SOME STATES DO NOT ALLOW LIMITATIONS ON IMPLIED WARRANTIES, SO THE ABOVE LIMITATION MAY NOT APPLY TO YOU.

NORTH COAST OUTFITTERS LTD. ASSUMES NO RESPONSIBILITY FOR INCIDENTAL, CONSEQUENTIAL OR OTHER DAMAGES INCLUDING, BUT NOT LIMITED TO, EXPENSE OF RETURNING CHARLIE'S HORSE TO NORTH COAST OUTFITTERS, LTD. AND THE EXPENSE OF RETURNING IT BACK TO THE OWNER, TELEPHONE CHARGES, RENTAL OF A LIKE PRODUCT DURING THE TIME OF WARRANTY SERVICE IS BEING PERFORMED, TRAVEL, LOSS OR DAMAGE TO PERSONAL PROPERTY, LOSS OF REVENUE, LOSS OF USE OF CHARLIE'S HORSE, LOSS OF TIME OR INCONVENIENCE.

SOME STATES DO NOT ALLOW THE EXCLUSION OR LIMITATION OF INCIDENTAL OR CONSEQUENTIAL DAMAGES, SO THE ABOVE LIMITATION OR EXCLUSION MAY NOT APPLY TO YOU.

This warranty gives you specific legal rights and you may also have other rights, which vary from state to state.

NORTH COAST OUTFITTERS LTD.
P.O. Box 994
Hampton Bays, New York 11946