

TECHNICAL MANUAL CH401M4



1. Take note of how CH101M4 is stored within Carry Bag. This will be useful when breaking unit down. Handles are stored in stanchion holes (2nd) from top and are reversed for storage.



2. Undo straps and remove wheels




3. Take one handle out of storage position and slide into hole in top bracket as pictured. (see inset) Handle grip should be on the side of the wide frame or the front of the cart.



4. One handle is now in set up position.



5. After both handles are positioned as shown, remove Axles from axle pouches at bottom of bag.




6. Loosen axle clamps (close up) and slide axles into place. Twisting axles into place prevents "jacking". Secure Axles by tightening axles clamps when axle grooves match outside stanchion edge and hole in end of axle faces up. (see close up of axle clamp and axle).



7. Place second axle in the other stanchion in the same manner.

8. Pull frame into position by sliding frame out until it stops. It should move slightly outside the carry bag edge.



9. Go to other side and slide the front frame out until it stops. Frame is now in position to be locked in place by a 1/4 inch quick release pin that is fasten to the side of each rail by a lanyard.

10. Place locking pin as shown for each side of cart, making sure the pin is inserted all the way in and through each frame piece.



11. Remove Rue Pins (Axle Pins) from pouch on top of canvas carry case. Location shown in picture. Place a wheel on each axle end. Secure Wheel onto Axles with Rue Pins, making sure Rue Pins face upward as shown. To install Rue Pins push into hole at end of Axle and they will snap secure. To remove Rue Pins, lift end of pin which has slight bend and pull. To secure Rue Pins in place activate optional manual lock.



12. Turn cart right side up on its wheels and place poly board in cart to form its bottom.



13. Slide handle out till it stops; rotate handle to up position. It should click into place and be in position to be locked in place with a 3/8 inch quick release pin that is attached to the middle of each side of the cart.



14. Insert locking pin with handle in upright position. Repeat for the other handle (slide out, rotate and insert pin).





15. Apply brake by pressing lever handle on brake assembly until it locks down. To release brake pull up on brake lever.



16. THE CH401M4 IS READY FOR USE.

PRODUCT SPECIFICATIONS

Model :	CH401M4	Height	Width	Length	
Weight :	72 Pounds	Collapsed Bagged :	6"	27"	50"
Capacity :	750 Pounds	Assembled / Overall :	21"	31"	72"
Frame :	6061-T6 Aluminum	Wagon :	10"	22"	51"
Chassis :	6061-T6 Aluminum				
Wheels :	Fiberglass Reinforced Nylon				
Tires :	16" X 2" Micro-cellular Urethane				
Bearings :	Sealed 440 Stainless Steel				
Finish :	Black Anodized				
Components :	Stainless Steel				

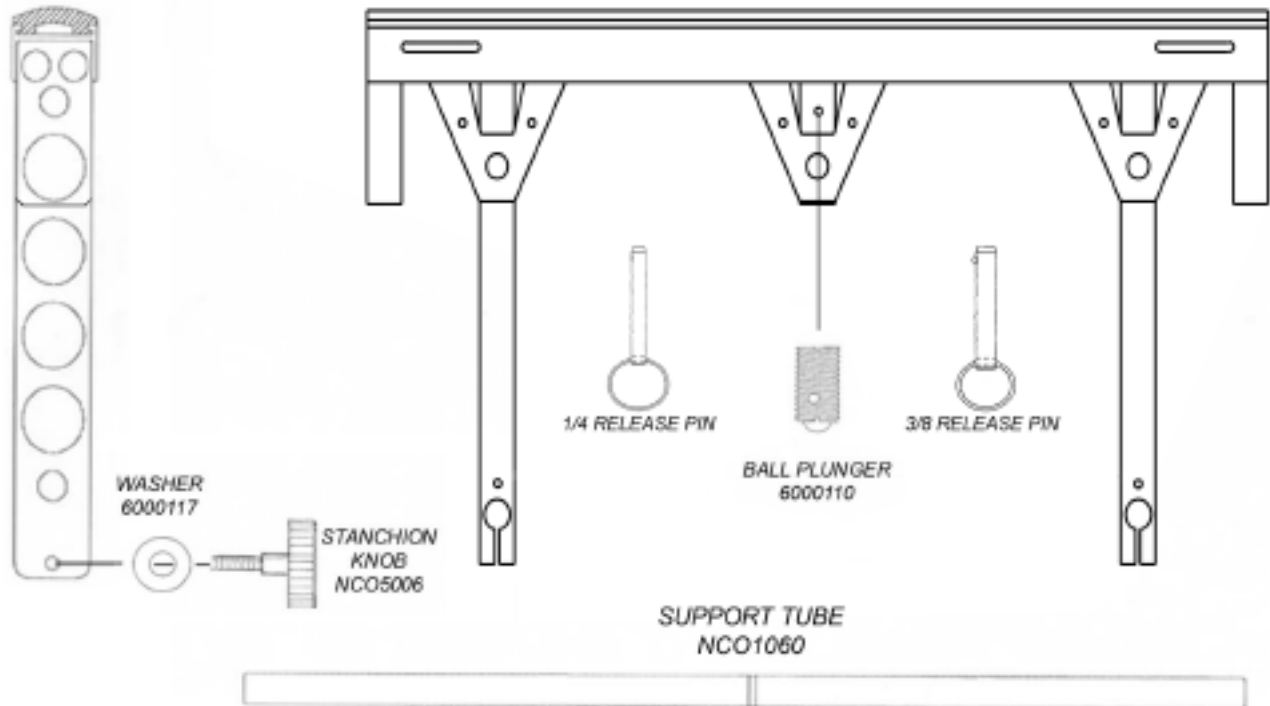
PARTS LIST

PART #	QTY	DESCRIPTION	MATERIAL
NCO5041	2	STANCHION ASSEMBLY	6061-T6 ALUMINUM
6000110	2	BALL PLUNGER	STAINLESS STEEL
6000108	2	1/4" RELEASE PIN	STAINLESS STEEL
6000162	2	3/8" RELEASE PIN	STAINLESS STEEL
6000117	4	WASHER	STAINLESS STEEL
NCO5006	4	STANCHION KNOB	POLYMER
6000129	2	BUMPER	PVC
NCO1060	2	SUPPORT TUBE	6061-T6 ALUMINUM
NCO5047	1	FRONT FRAME	6061-T6 ALUMINUM
NCO5048	1	REAR FRAME	6061-T6 ALUMINUM
NCO5046	2	HANDLE	6061-T6 ALUMINUM
NC05026	2	AXLE ASSEMBLY 31"	STAINLESS STEEL
6000109	4	RUE PIN	STAINLESS STEEL
NCO5005	4	WHEEL ASSEMBLY	NYLON/FIBERGLASS
6000133	8	BEARING	STAINLESS STEEL
6000134	4	TIRE	MICRO-URETHANE
		CANVAS COMPONENTS	
2056810	1	CARRY BAG	1000 DENIER NYLON

PARTS IDENTIFICATION

**PVC RAIL
6000129**

**STANCHION ASSEMBLY
NCO5045**

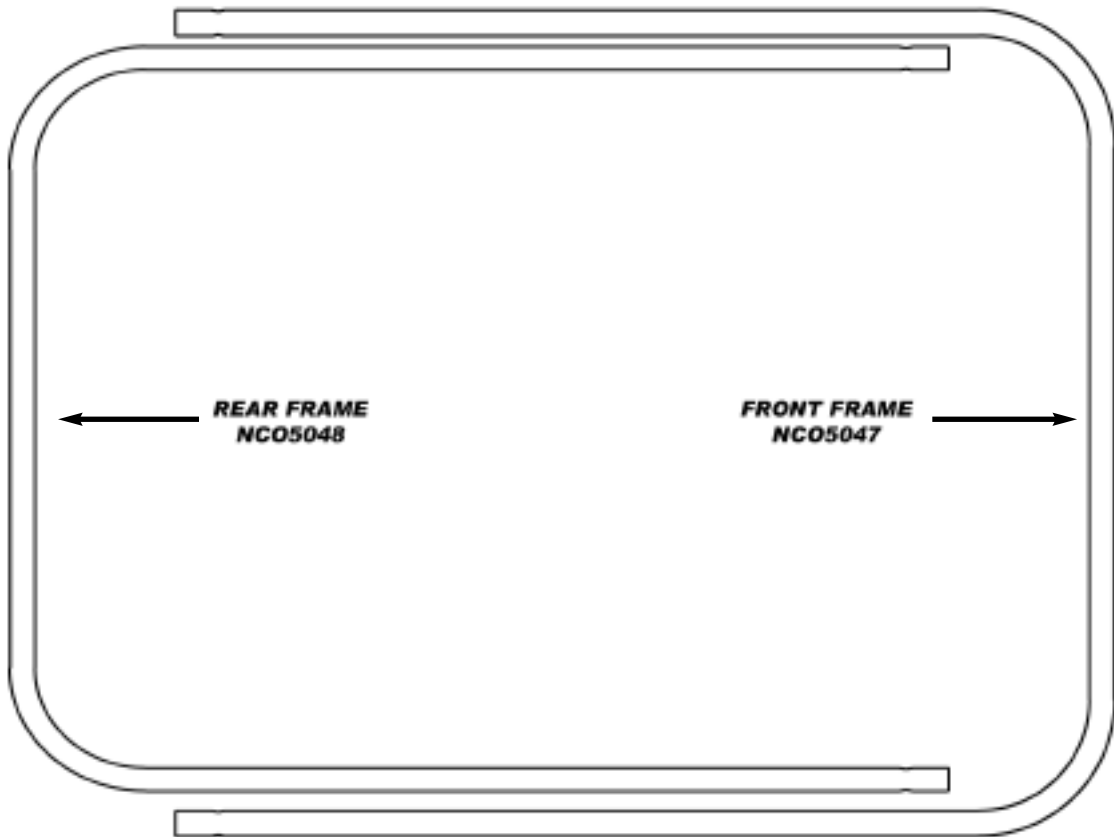
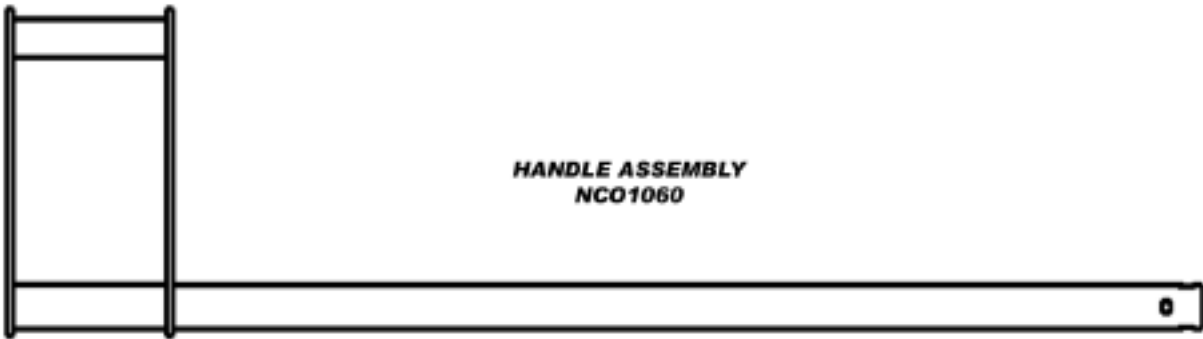


**WHEEL ASSEMBLY
NCO5005**

**BEARING
6000133**



PATENTS 6,142,491 6,164,671, 6,270,092



LIMITED WARRANTY

Charlie's Horse, a product of North Coast Outfitters Ltd., warrants each new Charlie's Horse according to the following terms.

This warranty extends for the lifetime of Charlie's Horse as long as the original retail purchaser owns it. This warranty extends to the original retail purchaser only and commences on the date of original retail purchase. Accordingly, this warranty is not transferable to any subsequent purchasers.

Any part of Charlie's Horse manufactured or supplied by North Coast Outfitters Ltd. and found in the reasonable judgment of North Coast Outfitters Ltd. to be defective in material or workmanship will be repaired or replaced by North Coast without charge for parts or labor.

Charlie's Horse including any defective part must be returned to North Coast Outfitters Ltd. The owner will pay for the expense of returning Charlie's Horse to North Coast Outfitters, Ltd. and the expense of returning it back to the owner after repair or replacement. North Coast Outfitters Ltd. responsibility in respect to warranty claims is limited to making the required repairs or replacements within 60 days, and no claim of breach of warranty shall be cause for cancellation or rescission of the contract of sale of any Charlie's Horse.

Proof of purchase will be required by North Coast Outfitters Ltd. to substantiate any warranty claim. North Coast Outfitters Ltd must perform all warranty work.

If Charlie's Horse is used commercially for such purposes as rental or other income-producing activities, then this warranty is limited to one (1) year from the date of original retail purchase. Military use is considered commercial use.

This warranty does not cover any Charlie's Horse that has been subject to misuse, neglect, negligence, or accident, or that has been operated in any way contrary to the operating instructions. The warranty does not apply to any damage to Charlie's Horse that is the result of improper maintenance or to any parts that have not been assembled or installed as specified in assembly instructions. The warranty does not cover any Charlie's Horse that has been altered or modified so as to adversely affect the product's operation, performance or durability, or that has been altered or modified to change its intended use. In addition, the warranty does not extend to repairs made necessary by normal wear, or by the use of parts or accessories which are either incompatible with Charlie's Horse or adversely affects its operation, performance or durability.

North Coast Outfitter's Ltd. reserves the right to change or improve the design of any Charlie's Horse without assuming any obligation to modify any Charlie's Horse previously manufactured.

ALL IMPLIED WARRANTIES ARE LIMITED IN DURATION TO ONE (1) YEAR FROM DATE OF PURCHASE. ALL IMPLIED WARRANTIES, INCLUDING MERCHANTABILITY, AND FITNESS FOR A PARTICULAR PURPOSE, OR OTHERWISE, ARE DISCLAIMED IN THEIR ENTIRETY AFTER ONE YEAR. THERE ARE NO WARRANTIES, WHICH EXTEND BEYOND THE DESCRIPTION ON THE FACE HEREOF.

NORTH COAST OUTFITTERS LTD. OBLIGATION UNDER THIS WARRANTY IS STRICTLY AND EXCLUSIVELY LIMITED TO THE REPAIR OR REPLACEMENT OF DEFECTIVE PARTS AND NORTH COAST OUTFITTERS, LTD. DOES NOT ASSUME OR AUTHORIZE ANYONE TO ASSUME FOR THEM ANY OTHER OBLIGATION.

SOME STATES DO NOT ALLOW LIMITATIONS ON IMPLIED WARRANTIES, SO THE ABOVE LIMITATION MAY NOT APPLY TO YOU.

NORTH COAST OUTFITTERS LTD. ASSUMES NO RESPONSIBILITY FOR INCIDENTAL, CONSEQUENTIAL OR OTHER DAMAGES INCLUDING, BUT NOT LIMITED TO, EXPENSE OF RETURNING CHARLIE'S HORSE TO NORTH COAST OUTFITTERS, LTD. AND THE EXPENSE OF RETURNING IT BACK TO THE OWNER, TELEPHONE CHARGES, RENTAL OF A LIKE PRODUCT DURING THE TIME OF WARRANTY SERVICE IS BEING PERFORMED, TRAVEL, LOSS OR DAMAGE TO PERSONAL PROPERTY, LOSS OF REVENUE, LOSS OF USE OF CHARLIE'S HORSE, LOSS OF TIME OR INCONVENIENCE.

SOME STATES DO NOT ALLOW THE EXCLUSION OR LIMITATION OF INCIDENTAL OR CONSEQUENTIAL DAMAGES, SO THE ABOVE LIMITATION OR EXCLUSION MAY NOT APPLY TO YOU.

This warranty gives you specific legal rights and you may also have other rights, which vary from state to state.

NORTH COAST OUTFITTERS LTD.
P.O. Box 994
Hampton Bays, New York 11946