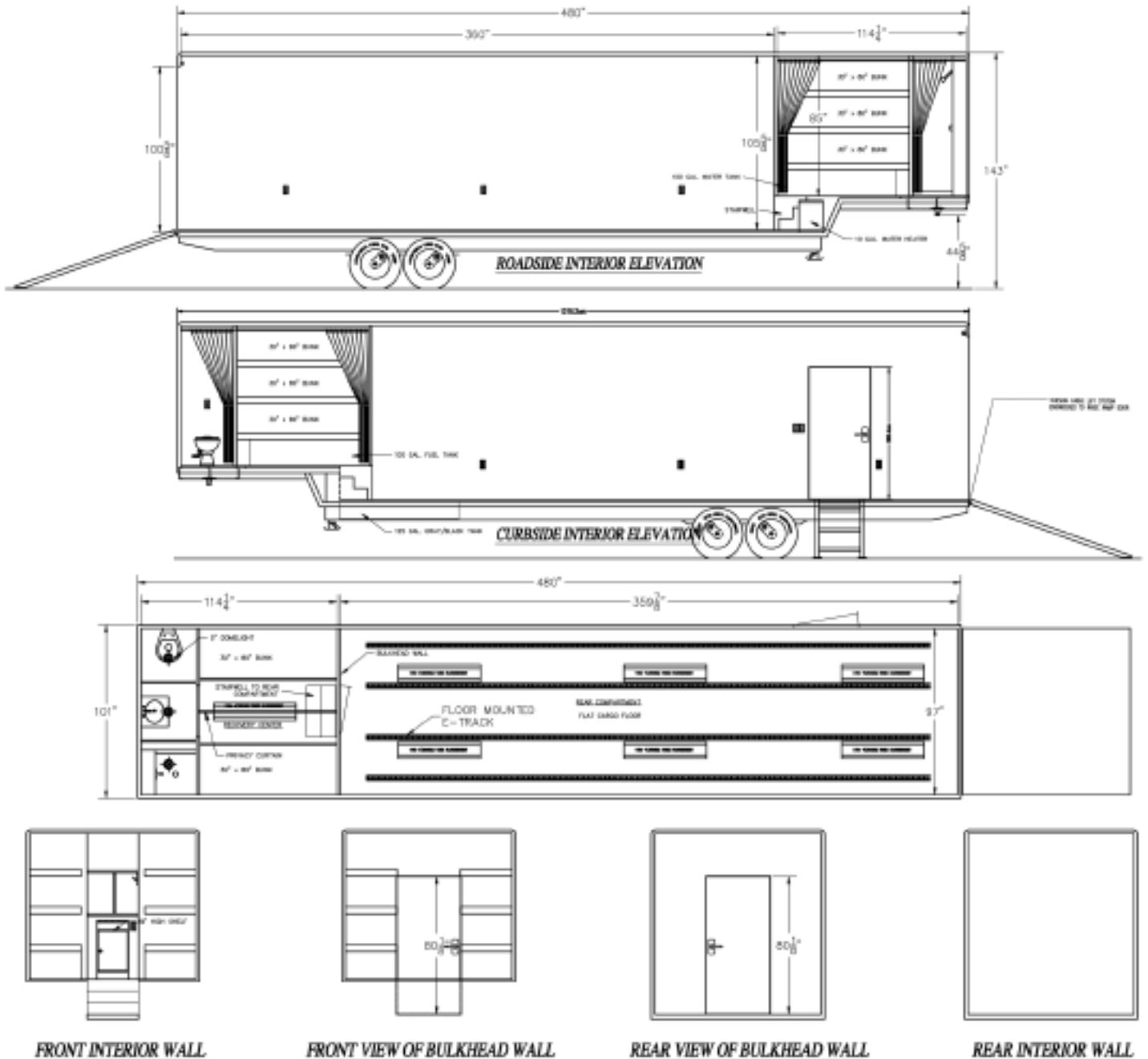


# MERF 5th Wheel Trailer

## SR2011 Sleeping configuration

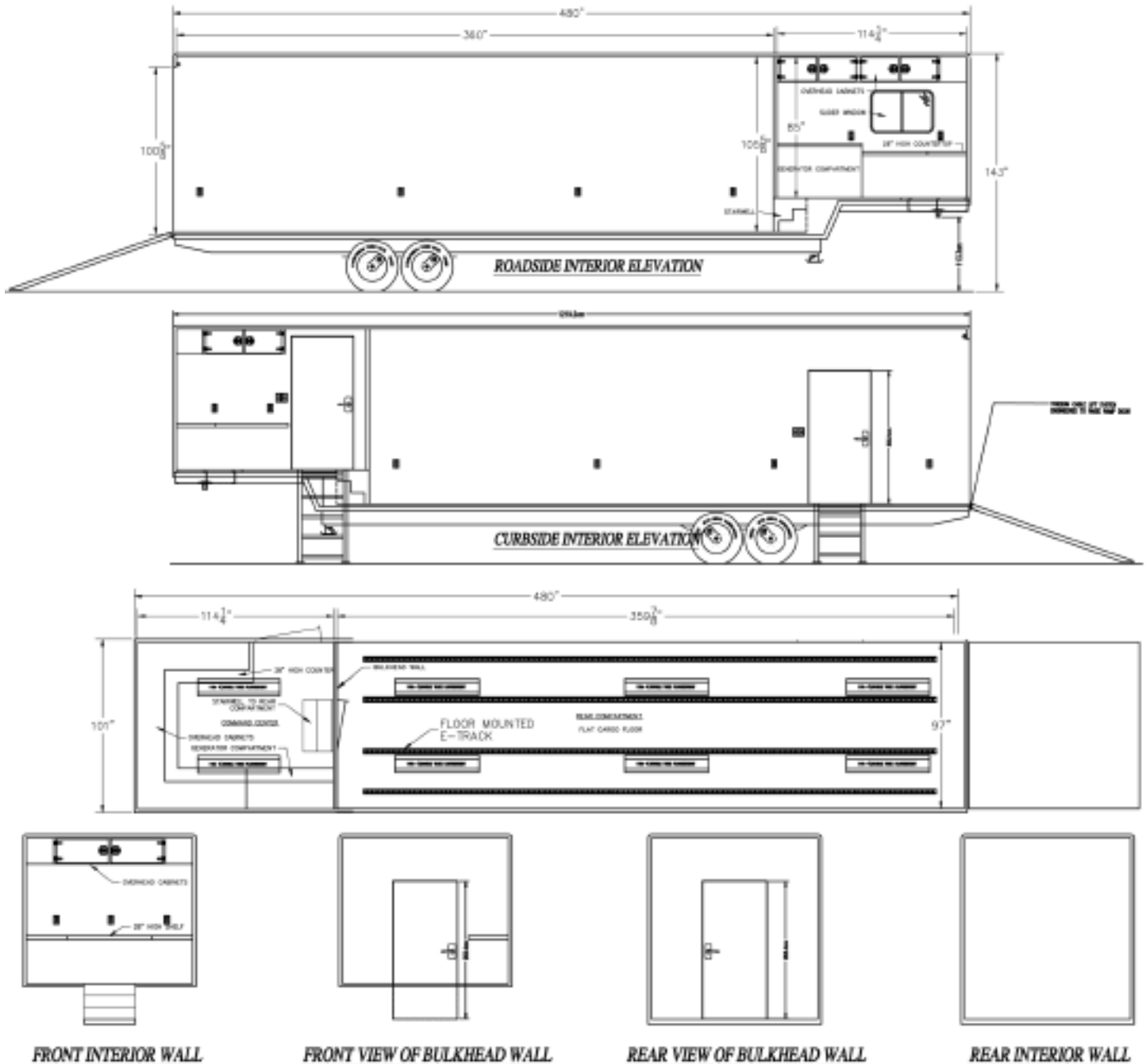


**When sleeping-showering-lavatory facilities are necessary, the SR2011 is designed to sleep 6 individuals at a time with a privacy curtain. Hot Water Heater; Fresh Water and Black Water Holding Tanks are built in.**

PATENTS 6,142,491 / 6,164,671 / 6,270,092 / 6,561,529 / 7,017,939 / 7,150,465 / 7,392,994

# MERF 5th Wheel Trailer

## SR2012 Command configuration

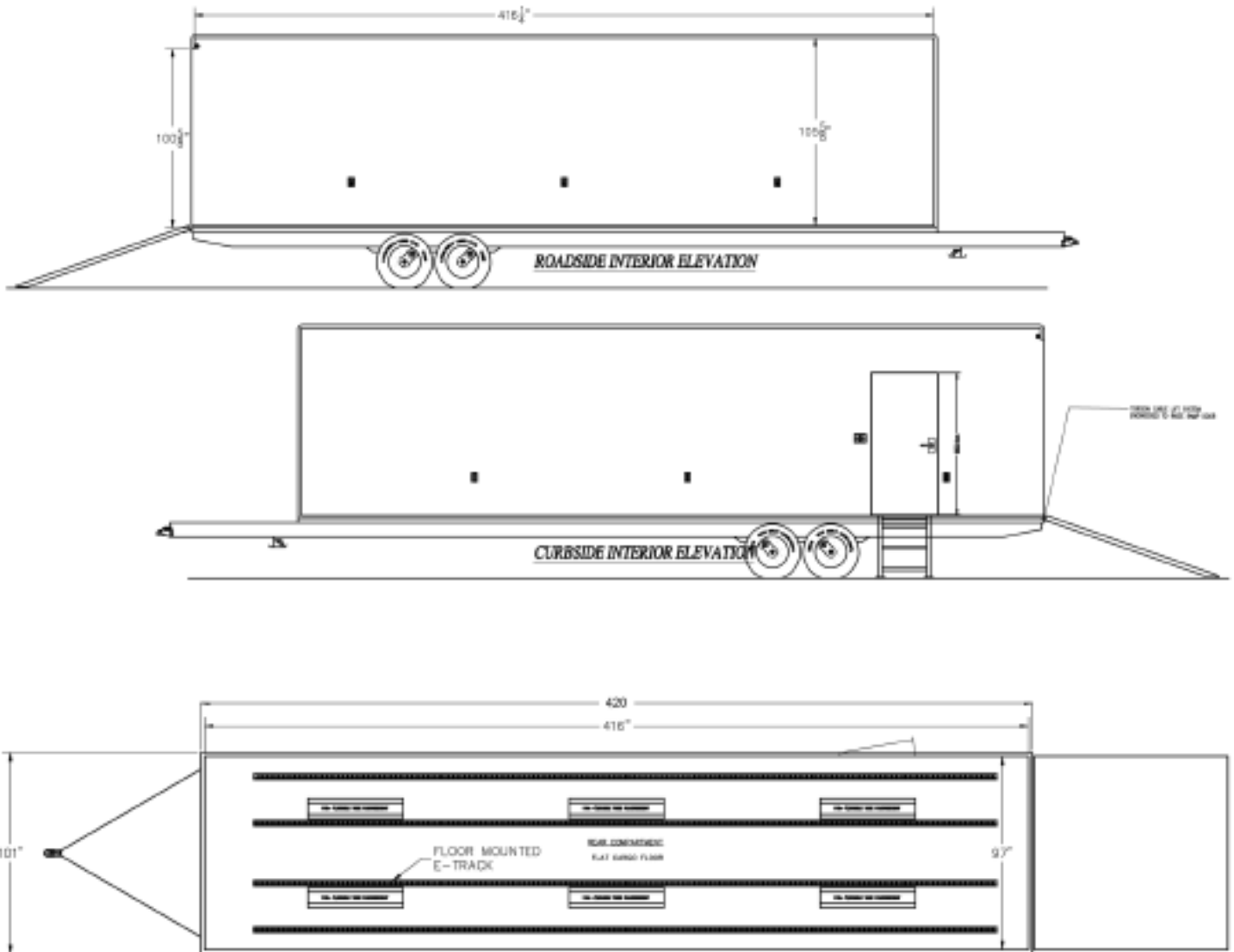


When Command and control is requires the SR2012 can be customized to end users exact specifications.

PATENTS 6,142,491 / 6,164,671 / 6,270,092 / 6,561,529 / 7,017,939 / 7,150,465 / 7,392,994

# MERF Tag Along Trailer

## SR2013 Cargo configuration only



The SR2013 Tag-Along Trailers provide a primary means of deployment when sleeping and command and control are not required.

# MERF POWER/HVAC

## Trailer



## SR2014 Power/HVAC configuration



### HP-4DL TRAILER SPECIFICATIONS:

FEATURES			
Electrical Generator* Output	kW		35
Fuel Tank Capacity	gal.		25
HVAC* Output	ton		12 (144,000 BTUs/hr.)
Cargo Volume	cu. ft.		156
DIMENSIONS		WEIGHTS	
	in.		lb.
Length	232	Tare	4,781
Width	85	Gross	6,000
Height	77.5	Tongue	600

PATENTS 6,142,491 / 6,164,671 / 6,270,092 / 6,561,529 / 7,017,939 / 7,150,465 / 7,392,994